



Isomerism: Structural Isomerism & Stereoisomerism

Contents

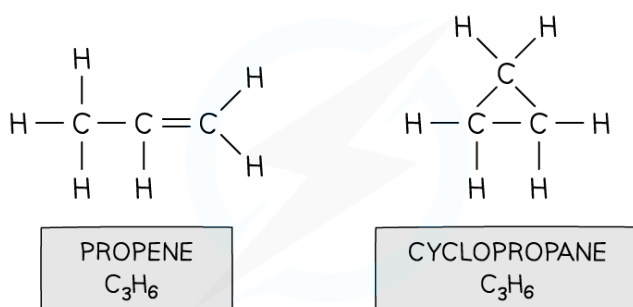
- * Structural Isomerism
- * Stereoisomerism
- * Chirality
- * Isomers of Organic Compounds



Structural Isomerism: Chain, Position & Functional Group

- **Structural isomers** are compounds that have the same **molecular** formula but different **structural** formulae
 - E.g. propene and cyclopropane

C_3H_6 structural isomers



Both propene and cyclopropane are made up of 3 carbon and 6 hydrogen atoms but the structure of the two molecules differs

- There are three different types of structural isomerism:
 - **Chain** isomerism
 - **Positional** isomerism
 - **Functional** group isomerism

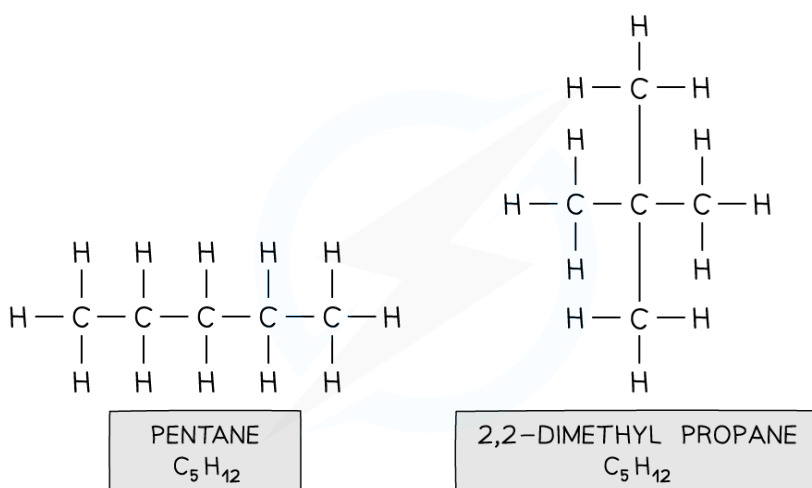
Chain isomerism

- **Chain isomerism** is when compounds have the same molecular formula, but their longest hydrocarbon chain is not the same
- This is caused by branching
 - E.g. pentane and 2,2-dimethylpropane

C_5H_{12} branch / chain isomers



Your notes

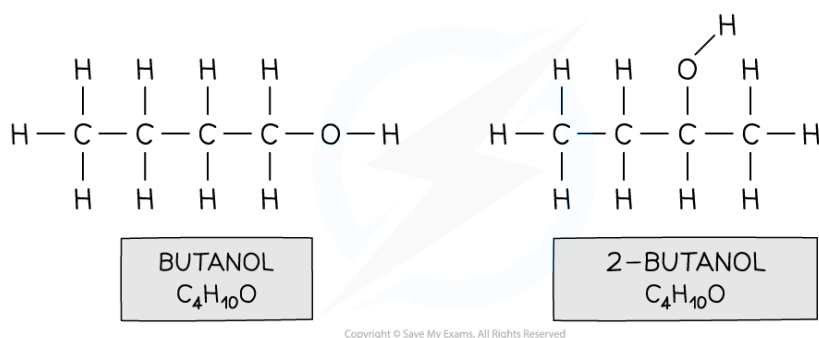


Both compounds are made up of the same atoms however the longest carbon chain in pentane is 5 and in 2,2-dimethylpropane 3 (with two methyl branches)

Positional isomerism

- **Positional isomers** arise from differences in the position of a functional group in each isomer
 - The functional group can be located on different carbons
 - E.g. butan-1-ol and butan-2-ol / 2-butanol

$C_4H_{10}O$ positional isomers



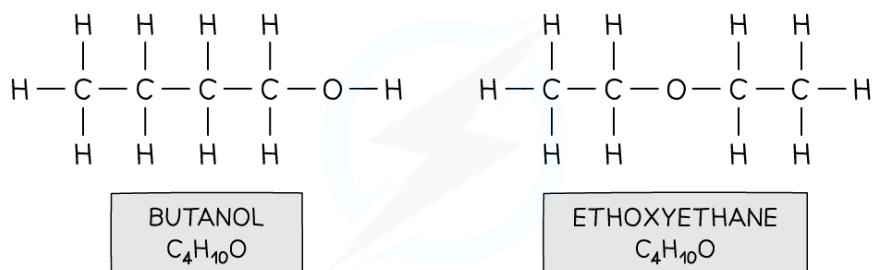
Both compounds have an alcohol group and are made up of 4 carbon, 10 hydrogen and one oxygen atom however in butan-1-ol the functional group is located on the first carbon and in butan-2-ol on the second carbon

Functional group isomerism

- When different functional groups result in the same molecular formula, **functional group isomers** arise
- The isomers have very different chemical properties as they have different functional groups

- E.g. butan-1-ol and ethoxyethane

$C_4H_{10}O$ functional group isomers



Copyright © Save My Exams. All Rights Reserved

Both compounds have the same molecular formula however butanol contains an alcohol functional group and ethoxyethane an ether functional group



Your notes



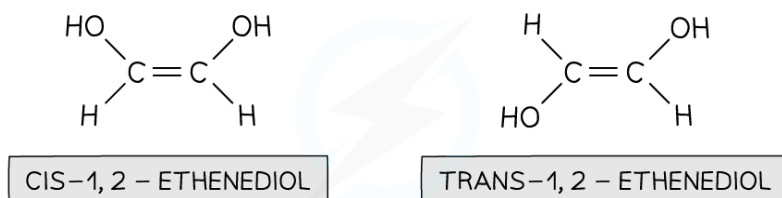
Stereoisomerism: Geometrical & Optical

- **Stereoisomers** are compounds that have the same atoms connected to each other, however the atoms are differently arranged in space
- There are two types of **stereoisomerism**:
 - Geometrical (cis/trans) isomerism
 - Optical isomerism

Geometrical (cis/trans) isomerism

- **Geometrical isomerism** is seen in unsaturated (double bond containing) or ring compounds that have the same molecular formula and order of atoms (the atoms are connected similarly to each other) but different shapes
- **Cis/trans** nomenclature is used to distinguish between the isomers
 - Cis isomers have functional groups on the same side of the double bond/carbon ring
 - Trans isomers have functional groups on opposite sides of the double bond/carbon ring

Geometrical isomerism in unsaturated compounds



Copyright © Save My Exams. All Rights Reserved

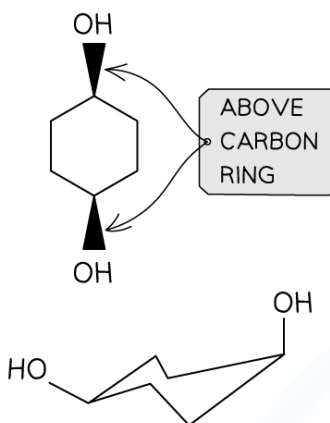
cis isomers have both functional groups above or both below the C=C bond. Trans isomers have one functional group above and one functional group below the C=C bond

Geometrical isomerism in cyclic compounds

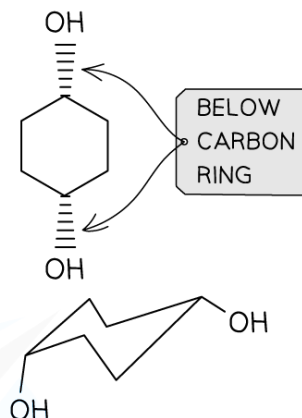


Your notes

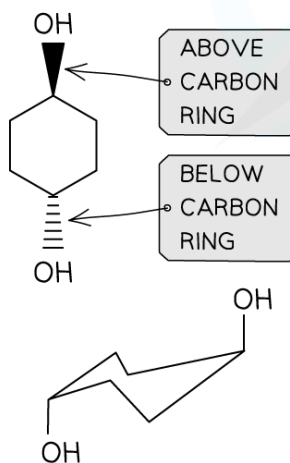
CIS-1, 4-CYCLOHEXADIOL



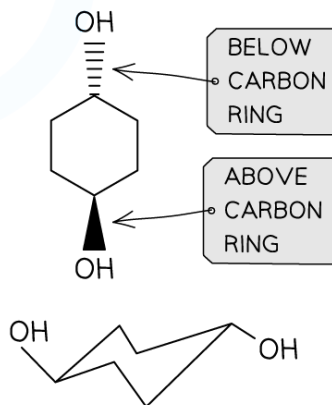
CIS-1, 4-CYCLOHEXADIOL



TRANS-1, 4-CYCLOHEXADIOL



TRANS-1, 4-CYCLOHEXADIOL



Copyright © Save My Exams. All Rights Reserved

The same principle of cis and trans applies to cyclic compounds, where cis means both functional groups above or below the ring structure and trans means one functional group above and the other below the ring structure

- This causes the compounds to have different **chemical** and **physical** properties
- For example, they may have different reaction rates for the same reaction (chemical property) or different melting/boiling points (physical property)

Optical isomerism

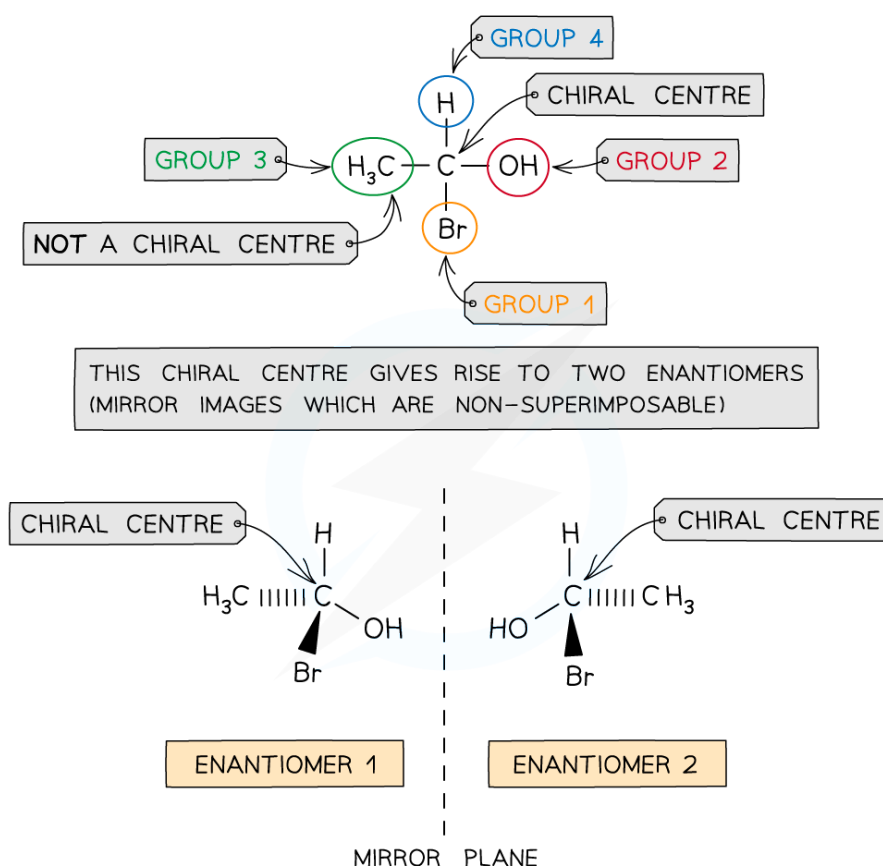
- **Optical isomers** arise when a carbon atom in a molecule is bonded to four different atoms or groups of atoms
- The carbon atom is 'asymmetric' as there is no plane of symmetry in the molecule and is also called the **chiral centre** of the molecule
- Just like the left hand cannot be **superimposed** on the right hand, enantiomers too are **non-superimposable**
- Enantiomers are **mirror images** of each other.



Your notes

- The two different optical isomers are also called **enantiomers**

Optical isomers



Both molecules are made up of the same atoms which are bonded to each other identically, however the chiral centre (carbon with four different groups) gives rise to optical isomerism

- Optical isomers differ in their ability to rotate the **plane of polarised light**
 - One enantiomer will rotate it **clockwise** and the other **anticlockwise**

Geometrical Isomerism in Alkenes

Unsaturated compounds

- In unsaturated compounds, the groups attached to the C=C carbons remain fixed in their position
- This is because free rotation of the bonds about the C=C bond is not possible due to the presence of a π bond

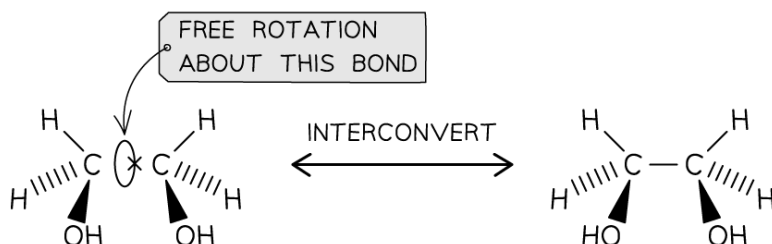
Explaining cis and trans geometric isomerism



Your notes

1, 2 – ETHANEDIOL

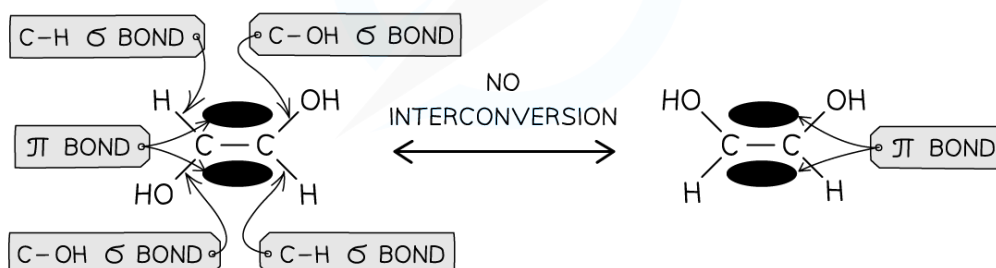
1, 2 – ETHANEDIOL



ROTATION ABOUT C-C BOND IS POSSIBLE SO THE TWO MOLECULES CAN CHANGE FROM ONE CONFORMATION INTO THE OTHER: THE 2 MOLECULES ARE IDENTICAL

TRANS-1, 2-ETHENEDIOL

CIS-1, 2-ETHENEDIOL



NO ROTATION AROUND C=C POSSIBLE SO THE 2 MOLECULES CAN'T CHANGE FROM ONE CONFORMATION INTO THE OTHER: EACH ISOMER HAS DIFFERENT CHEMICAL AND PHYSICAL PROPERTIES

Copyright © Save My Exams. All Rights Reserved

The presence of a π bond in unsaturated compounds restricts rotation about the C=C bond forcing the groups to remain fixed in their position and giving rise to the formation of geometrical isomers



Examiner Tips and Tricks

Geometrical isomerism is also possible in **cyclic compounds** because there is limited rotation about C-C single bonds that make up the rings

Therefore, the substitutions in cyclic compounds are fixed in their position (to stay either above or below the ring of carbon atoms)

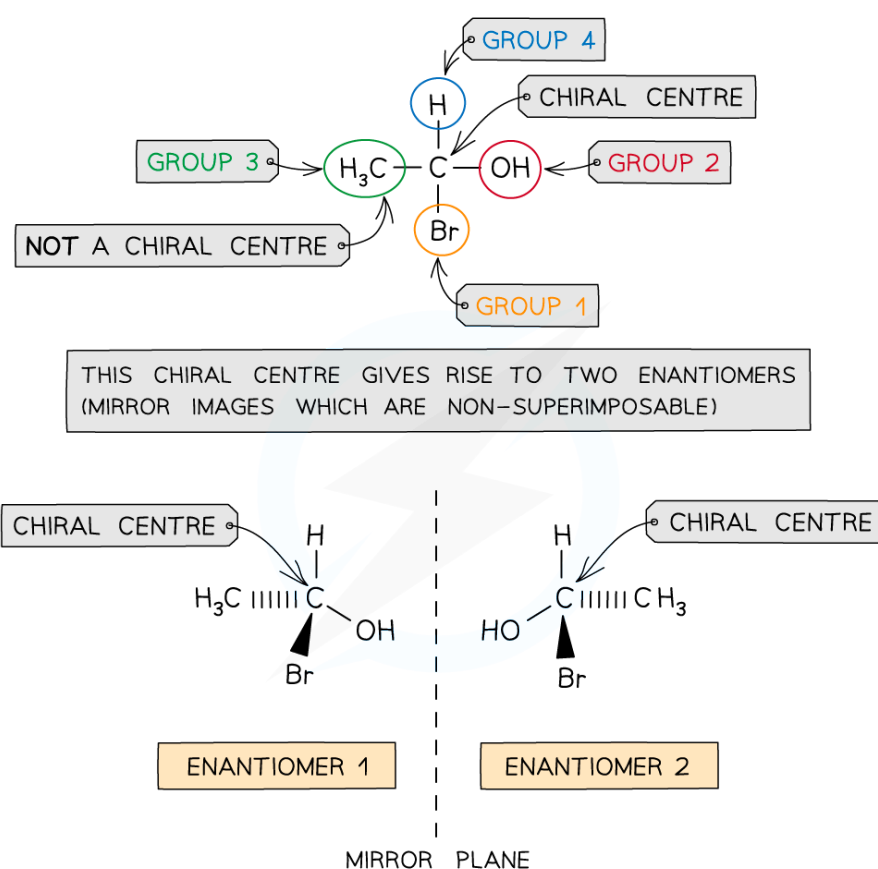


Chirality & Enantiomers

Chiral centres in non-cyclic molecules

- A **chiral centre** in a molecule is a carbon atom that has four different atoms or groups of atoms attached
- This gives rise to two optical isomers which are also called **enantiomers**
- The enantiomers are **mirror images** of each other and cannot be superimposed

Chiral centres in non-cyclic molecules



Copyright © Save My Exams. All Rights Reserved

The presence of the chiral centre in the molecule allows two enantiomers to exist which are stereoisomers as the molecules have the same atoms bonded to each other, but they are differently arranged in space

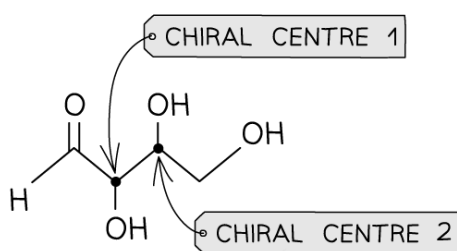
- When the molecule contains more than one chiral centre (asymmetric carbon) more than two optical isomers will be formed
 - If there are two chiral centres, each chiral centre will rotate the plane of polarised light clockwise and anticlockwise

- There are **four** possible optical isomers

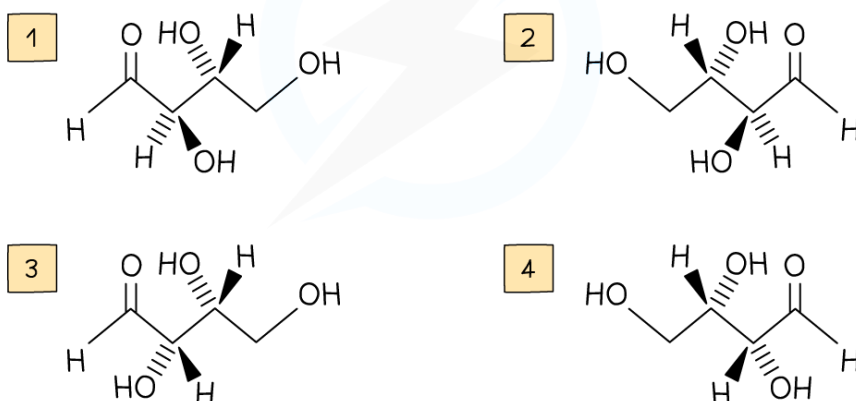
Molecules with multiple chiral centres



Your notes



THIS GIVES RISE TO 4 OPTICAL ISOMERS



Copyright © Save My Exams. All Rights Reserved

Each chiral centre gives rise to two optical isomers; therefore, the molecule has a total of four optical isomers

Chiral centres in cyclic molecules

- To determine the chiral centre in a cyclic molecule, the carbon bonded to four different atoms or groups of atoms should be found
 - E.g. 2-aminocyclohexanol has two chiral centres so it can form four optical isomers

Chiral centres in cyclic molecules



Your notes

CHIRAL CENTRE 1

THE CARBON IS BONDED TO:

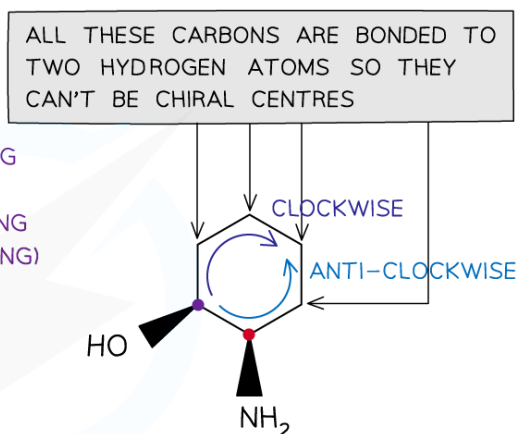
- H ATOM
- -OH GROUP
- $-(CH_2)_4CHNH_2$ GROUP (IF TRAVELLING CLOCKWISE AROUND THE RING)
- $-CHNH_2(CH_2)_4$ GROUP (IF TRAVELLING ANTI-CLOCKWISE AROUND THE RING)

CHIRAL CENTRE 2

THE CARBON IS BONDED TO:

- H ATOM
- $-NH_2$ GROUP
- $-CHOH(CH_2)_4$ GROUP (IF TRAVELLING CLOCKWISE AROUND THE RING)
- $-(CH_2)_4CHOH$ GROUP (IF TRAVELLING ANTI-CLOCKWISE AROUND THE RING)

Copyright © Save My Exams. All Rights Reserved



To decide where the chiral centres are in a cyclic molecule, the carbon atoms bonded to four different atoms or atom groups should be found



Examiner Tips and Tricks

Use a **molecular modelling kit** and make the models of enantiomers to help you understand that the two molecules are non-superimposable and therefore non-identical

Identifying Chirality & Geometrical Isomerism

Identify chirality

- Identifying **chiral centres** in cyclic and non-cyclic compounds is very straightforward as it is the carbon with four different atoms or atom groups in a molecule
- This gives rise to **two** optical isomers
- When more than two chiral centres are present, more than two optical isomers exist
 - The maximum number of stereoisomers that a molecule can have is 2^n , where n is the number of chiral centres
- So, a molecule with **three** chiral centres will have $2^3 = \text{eight}$ optical isomers
- A molecule containing chiral centres is called a **chiral molecule**

Identifying geometrical isomers

- Molecules with restricted rotation about the C-C bond can have geometrical isomers

- This includes unsaturated and cyclic compounds
 - E.g. alkenes and cyclopentane
- When the groups are positioned on the same side of the C-C double bond, the compound is a **cis** isomer
- When the groups are positioned on opposite sides of the C-C double bond the compound is a **trans** isomer



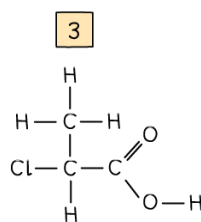
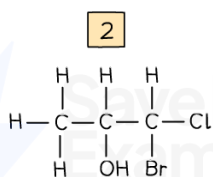
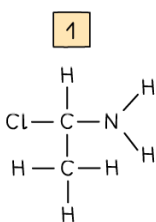
Your notes



Worked Example

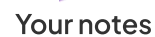
Drawing optical isomers

Draw the optical isomers of the following compounds:



Copyright © Save My Exams. All Rights Reserved

Answers:



Drawing geometrical isomers

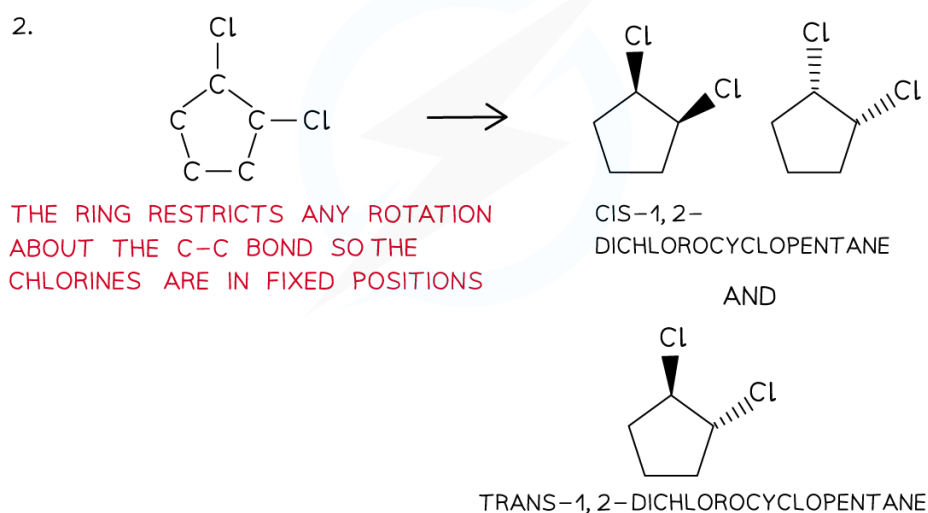
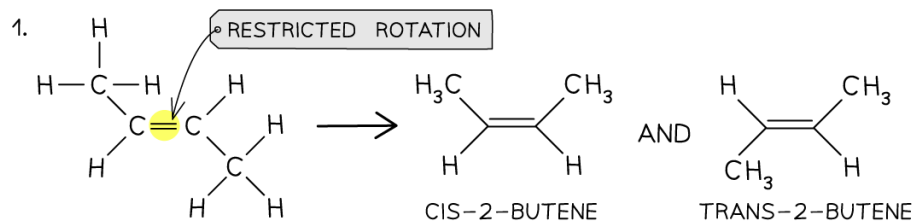
Draw the geometrical isomers of the following compounds:



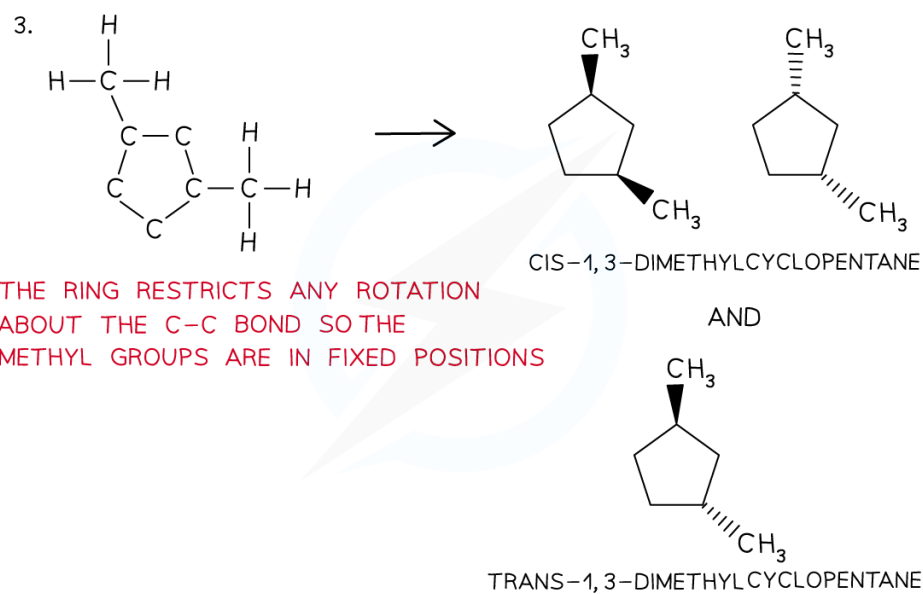
Answers:



Your notes



Copyright © Save My Exams. All Rights Reserved



Copyright © Save My Exams. All Rights Reserved



Deducing Isomers of a Compound

- You should be able to deduce all possible isomers for organic compounds knowing their molecular formula

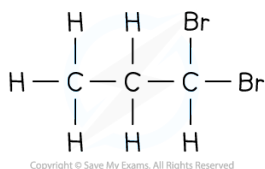


Worked Example

How many isomers are there of dibromopropane, $C_3H_6Br_2$?

Answer

Step 1: Draw the structural formula of the compound

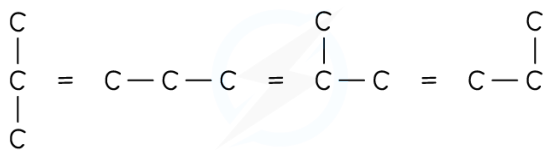


Step 2: Determine whether it is a stereo or structural isomer

There is no restricted bond rotation around the C-C bond, so it is structural isomerism

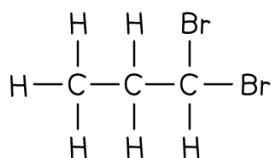
Step 3: Determine whether it is a functional group, chain or positional isomerism

- Functional group? No, as Br is the only functional group possible
- Chain? No, as the longest chain can only be 3
- Positional? Yes, as the two bromine atoms can be bonded to different carbon atoms



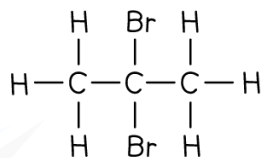


Your notes

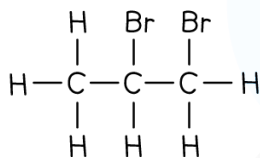


1,1-DIBROMOPROPANE

AND

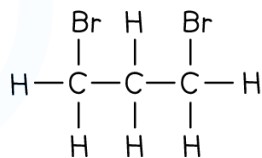


2,2-DIBROMOPROPANE



1,2-DIBROMOPROPANE

AND



1,3-DIBROMOPROPANE

$\text{C}_3\text{H}_6\text{Br}_2$ THEREFORE HAS 4 STRUCTURAL ISOMERS

Copyright © Save My Exams. All Rights Reserved

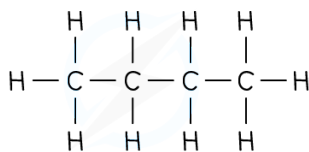


Worked Example

How many isomers are there of the compound with molecular formula C_4H_{10} ?

Answer:

- **Step 1:** Draw the structural formula of the compound



Copyright © Save My Exams. All Rights Reserved

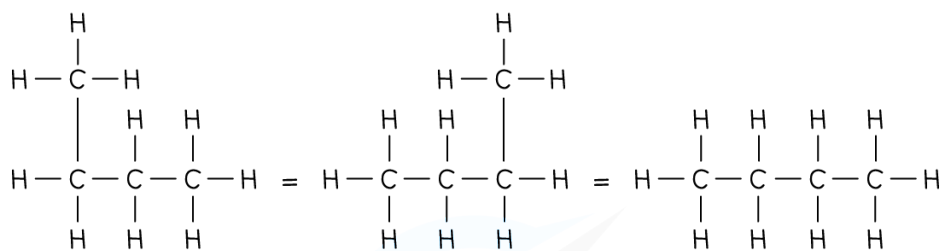
- **Step 2:** Determine whether it is a stereo or structural isomer.

There is no restricted bond rotation around the C-C bond and there is no chiral centre so it is structural isomerism

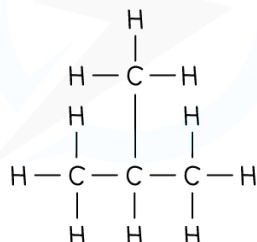
- **Step 3:** Determine whether it is a functional group, chain or positional isomerism
 - Functional group? No, as there are no functional groups
 - Positional? No, as there are no functional groups which can be positioned on different carbon atoms
 - Chain? Yes!



Your notes



BUTANE



2-METHYLPROPANE

C_4H_{10} THEREFORE HAS 2 STRUCTURAL ISOMERS

Copyright © Save My Exams. All Rights Reserved

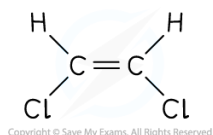


Worked Example

How many **stereoisomers** are there of the compound with molecular formula $\text{C}_2\text{H}_2\text{Cl}_2$?

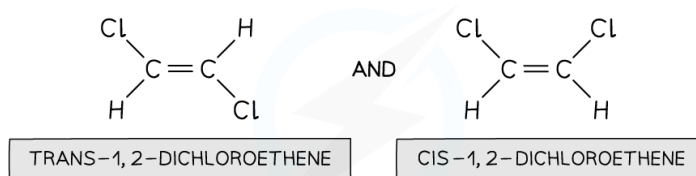
Answer:

- **Step 1:** Draw the possible structural formula of the compound



Copyright © Save My Exams. All Rights Reserved

- **Step 2:** Determine whether it is a stereo or structural isomer
 - The compound has to be unsaturated for it to have molecular formula $\text{C}_2\text{H}_2\text{Cl}_2$
 - Due to the double bond there is restricted rotation about the C-C bond; This compound will therefore display geometrical isomerism
 - **1,1-dichloroethene** is a structural isomer of 1,2 dichloroethene and does not exhibit stereoisomerism
- **Step 3:** Determine whether it is optical or geometrical isomerism
 - Optical? No, as there are no chiral centres
 - Geometric? Yes!



$C_2H_2Cl_2$ THEREFORE HAS 2 GEOMETRIC ISOMERS

Copyright © Save My Exams. All Rights Reserved



Your notes